



Universal HEALING TAO System

Cosmic Healing I - Case Study Form

for becoming a UHT Cosmic Healing 1 Practitioner

274/1 Moo.7, Luang Nua, Doi Saket, Chiang Mai 50220, Thailand

Tel: +6653 921 200 Fax: +6653 495 852

Email: universaltao@universal-tao.com Website: www.universal-tao.com



Profil Trainee:

Surname Trainee	Name Trainee
e-mail	skype
Zip	City
Street / No.	Birthday
Phone	Mobil Phone
Country	State
Facebook	

Dear Cosmic Healing Trainee,

to reach the level of a '*UHT Cosmic Healing 1 Practitioner*', 20 completed Case Study Forms are needed. To train and develop your skills, Grand-Master Mantak Chia wants you to show your Cosmic Healing practice for this part of your Cosmic Healing 1 education. Within each of the 20 sessions with minimum 5 students (partners, clients, friends or relatives), several actions are necessary.

Thank you very much !

UHT Cosmic Healing is an element of the Universal HEALING TAO[®] System. I agree that I will not publish, teach, or in any form or way attempt to impart the principles of the Universal HEALING TAO[®] to the public, until such time as I have received personally from Master Mantak Chia, or his representative, the training necessary to become a qualified '*UHT Cosmic Healing Practitioner*' of the UHT Cosmic Healing practices.

Date

Signature Trainee

DESCRIPTION & PROFILE OF THE STUDENT

1. Name :

Surname :

2. Gender: female male

Age :

3. E-mail

Line 1-3 is needed. All further details from here are personal data and can be blackened or completely cut off. Questions about student self-assessment:

Tel :

Posture:

Body Constitution : underweight slim normal muscular corpulent overweight

5 Element Balance : Water Wood Fire Earth Metall

Chi Balance of the element : = strong Wood = equal = weak

Find students 5 Element balance : www.universal-tao.com/InnerAlchemyAstrology

Sleep : regularly irregularly mostly quiet restless very restless

Emotional Level : very restrained restrained normal temperamentally irascible

Stress Conditions : never occasionally regularly ongoing too much

Women : Are you pregnant ? no yes

Are you under Psychiatric or Psychilogic Care ? no yes

Main Complaints :

I am aware that Cosmic Healing is primarily an educational process enabling me to care for myself in a more informed way. I know that I am responsible for my own physical, emotional, mental, and spiritual well-being. This training in Cosmic Healing I will enable me to better understand myself and become capable of functioning more fully as a complete being in harmony with myself. I am not here to be treated for any illness, disease, or disability. With this taoist meditation practice after Grand Master Mantak Chia no diagnoses are made, it can in no case replace the visit with the doctor.

Date

Signature Student

SESSION EXPLANATION & PRACTICE

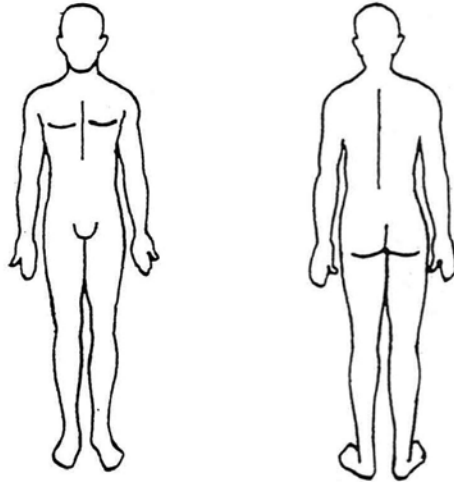
SESSION # 1 NAME: _____

DATE: _____

Recommendations: Clean hands for CH Trainee, Student can stand, sit or lie down.

Response from Student: no change better good worse

- 1. Colon clean ?
- 2. Creating Chi Field
- 3. Activate World-Link
- 4. Holy Water
- 5. Earth Chi
- 6. Green Chi
- 7. Blue Chi
- 8. Golden Chi



- 9. Chi knife
- 10. Enhance with Violette Chi
- 11. Enhance with White Chi
- 12. Complains, Problems
- 13. Activate Immune system
- 14. Smiling funny laughing bone
- 15.

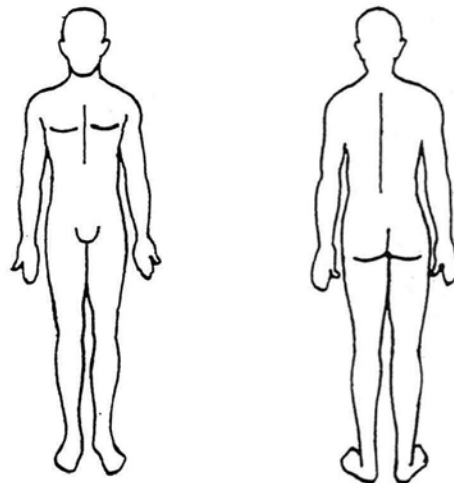
SESSION # 2 NAME: _____

DATE: _____

Recommendations:

Response from Student: no change better good worse

- 1. Colon clean ?
- 2. Creating Chi Field
- 3. Activate World-Link
- 4. Holy Water
- 5. Earth Chi
- 6. Green Chi
- 7. Blue Chi
- 8. Golden Chi



- 9. Chi knife
- 10. Enhance with Violette Chi
- 11. Enhance with White Chi
- 12. Complains, Problems
- 13. Activate Immune system
- 14. Smiling funny laughing bone
- 15.

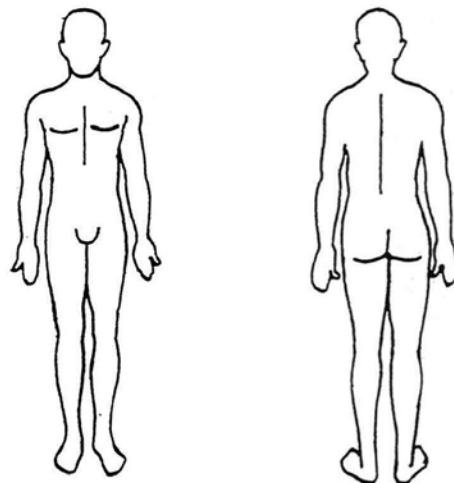
SESSION # 3 NAME: _____

DATE: _____

Recommendations:

Response from Student: no change better good worse

- 1. Colon clean ?
- 2. Creating Chi Field
- 3. Activate World-Link
- 4. Holy Water
- 5. Earth Chi
- 6. Green Chi
- 7. Blue Chi
- 8. Golden Chi



- 9. Chi knife
- 10. Enhance with Violette Chi
- 11. Enhance with White Chi
- 12. Complains, Problems
- 13. Activate Immune system
- 14. Smiling funny laughing bone
- 15.

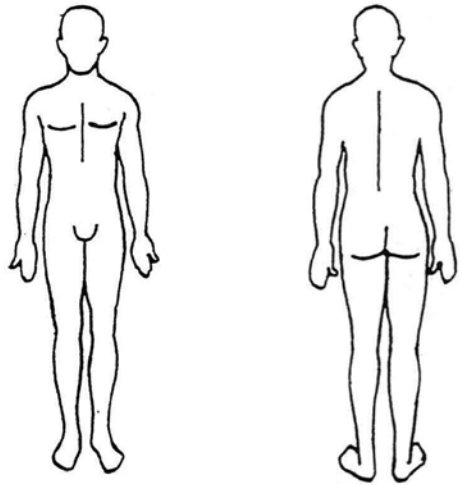
SESSION # 4 NAME.

DATE:

Recommendations:

Response from Student: no change better good worse

- 1. Colon clean ?
- 2. Creating Chi Field
- 3. Activate World-Link
- 4. Holy Water
- 5. Earth Chi
- 6. Green Chi
- 7. Blue Chi
- 8. Golden Chi



- 9. Chi knife
- 10. Enhance with Violette Chi
- 11. Enhance with White Chi
- 12. Complains, Problems
- 13. Activate Immune system
- 14. Smiling funny laughing bone
- 15.

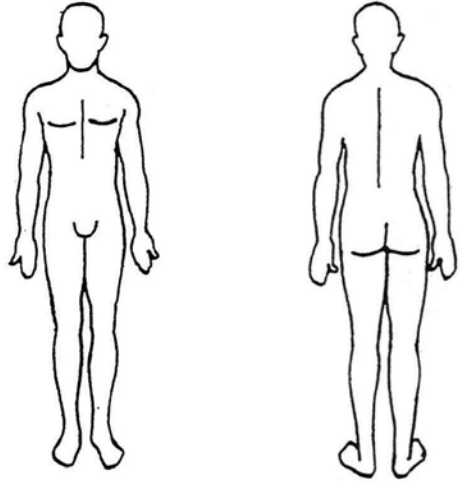
SESSION # 5 NAME:

DATE:

Recommendations:

Response from Student: no change better good worse

- 1. Colon clean ?
- 2. Creating Chi Field
- 3. Activate World-Link
- 4. Holy Water
- 5. Earth Chi
- 6. Green Chi
- 7. Blue Chi
- 8. Golden Chi



- 9. Chi knife
- 10. Enhance with Violette Chi
- 11. Enhance with White Chi
- 12. Complains, Problems
- 13. Activate Immune system
- 14. Smiling funny laughing bone
- 15.

Review

Work on areas most needed

AFTER SESSION for Student

- 1) Drink both warm clean water for lymph detoxification.
- 2) Eat & drink 30-60 minutes before & after the session.



In 15 steps through your Cosmic Healing I session

Before going into action, you do the anamnesis, which means to ask for serious diseases, , also whether being in treatment with a doctor or a psychotherapist. Also pregnancy is important to know. In all these cases, we ask respectful for permission to work on the student's energy system. (Report see page 2)

Second you do the general cleaning of the complete body, to find out whether there are blockages, entanglements or trapped Chi. (Report see page 3, e.g. session 1, mark the body part)

With the insights of the cleaning, you choose the use of the chi knife or the work with the connected colored Chi, ideally combined with the Holy-Water ceremony (Report see page 3, e.g. session 1, work on the marked bodypart).

All your actions within the sessions should be supported by a high degree of respect and humility.

1. Colon clean ?

2. Creating Chi Field

To protect you and your student create a Chi-Field around your session place.

3. Activate World-Link

Connect your Higher Self (Personal Star) with the student's Higher Self and your session place.

Invite your student to do every day at home a 10-15 minute break to continue the healing:

"Dear Student, please sit down in the quiet zone at home. Hold a glass of water in your hand and connect with our last Cosmic Healing 1 session and imagine the session place, the teacher, and the connection of our dimmed light above our heads. Stay in this connection for a while and imagine the connection energy is going into the water. Drink the water and follow it flowing down and imagine the good energy radiating out in all of the cells of your body. In this home-session, you are connecting with your last session and reactivating this self-healing process again."

When your student has left, do yourself a World-Link session alone, und work again with the student's blockages using Chi-Knife or the colored Chi and send this energy to the Saturn. Your student will receive it, while connected with you any later time.

4. Holy Water

Do the Holy Water Ceremony in each session after creating the Chi-Field and activating the World-Link

5. Earth Chi

Clean out with yellow orange Chi

6. Green Chi

Clean out with Green Chi

7. Blue Chi

Clean out with Blue Chi

8. Golden Chi

Clean out with Golden Chi

9. Chi knife

Clean up the aura with Chi-Knife, light wrist movements up-down and left-right (min 50x)

10. Enhance with Violette Chi

After locating the blockages, entanglements or trapped Chi, enhance the area with Violette Chi

11. Enhance with White Chi

When the Violette Chi is too intense to cure blockages, entanglements or trapped Chi, enhance the area with White Chi

12. Complains, Problems

13. Activate Immune system

14. Smiling funny laughing bone

15.